

**DOVETAIL SLIDES
EH SERIES**

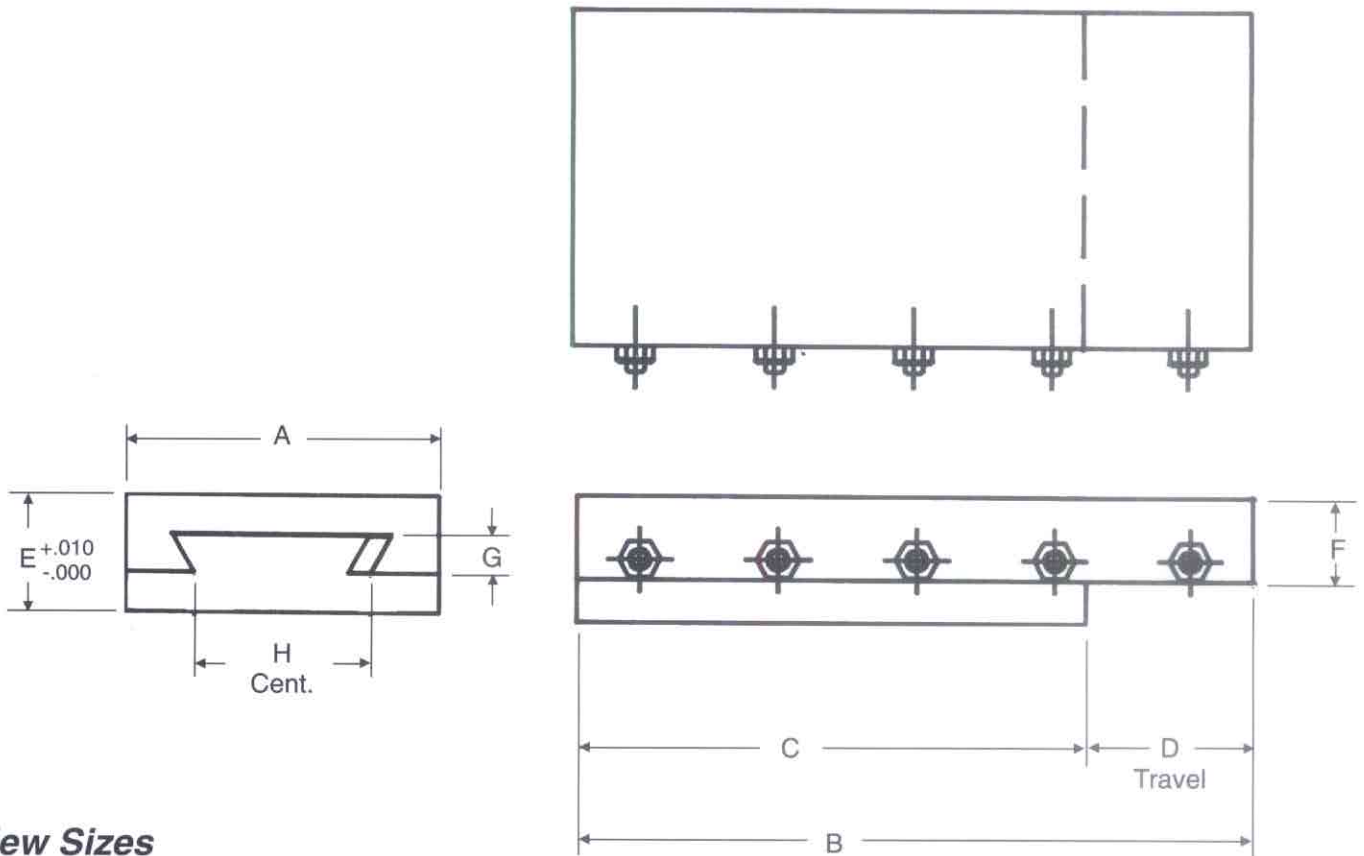


**HEAVY DUTY
BASIC**

Heavy Duty Basic Dovetail Slides are used when the nature of the work to be done requires a more rugged construction than the standard duty slide assemblies. Greater capacity and stability are reached by increasing the thickness of the saddle and base. The increased height of the saddle also allows greater flexibility for machining mounting requirements.




All slides can be supplied with milled or scraped dovetail surfaces.



***New Sizes**

Model		Dimensions are in Inches								Weight
Machined	Scraped	A	B	C	D	E	F	G	H	Lbs.
EH482M	EH482S	4.0	8	6	2	2.000	1.38	.62	2.12	13
EH4124M	EH4124S		12	8	4					19
* EH4166M	EH4166S		16	10	6					25
EH6124M	EH6124S	6.0	12	8	4	2.750	2.00	.62	3.25	41
EH6166M	EH6166S		16	10	6					53
* EH6188M	EH6188S		18	10	8					63
* EH8124M	EH8124S	8.0	12	8	4	3.000	2.00	.62	4.25	58
EH8186M	EH8186S		18	12	6					86
EH8248M	EH8248S		24	16	8					114

NOTE: Specifications and dimensions are subject to change without notice. Layout prints are available upon request.



Heavy Duty Lead Screw Dovetail Slides have a taller profile and a greater load capacity than our Standard Duty slides.

All lead screw models are supplied with a balanced hand crank and a graduated dial (Style A). The 4.0, 6.0 and the 8.0 width slides will have a "V" thread lead screw as standard. The 6.0 and 8.0 wide slides can be supplied with an Acme thread lead screw assembly.

The Style B drive end, with the shaft cut at the end of the dial, is also available. Add "-B" to the end of the model number.

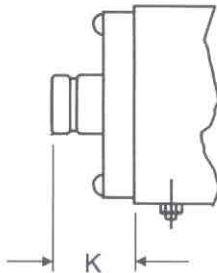
DOVETAIL SLIDES
EH SERIES



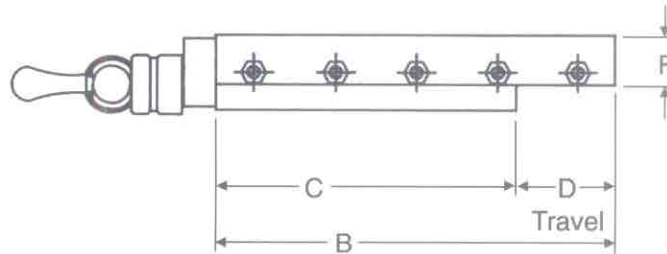
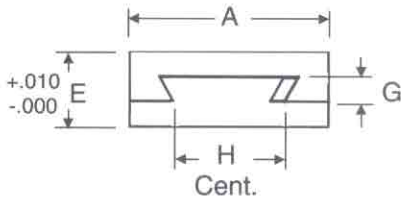
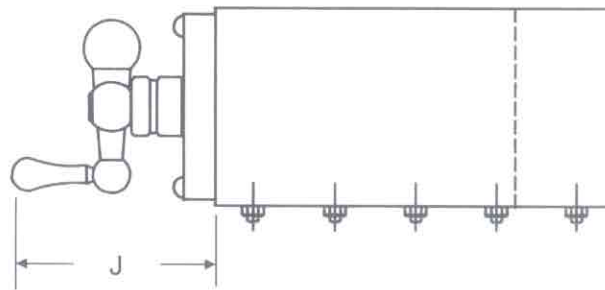
HEAVY DUTY
LEAD SCREW

See page 9 for right angle drive option.

Style B



Style A



NOTE:
Standard gib is right hand (shown).
Left hand gib is a customer option at time of order.
Gib lock is standard.

***New Sizes**

Model		Dimensions are in Inches											Weight
Machined	Scraped	A	B	C	D	E	F	G	H	J	K	THRD	Lbs.
EH482ML	EH482SL	4.0	8	6	2	2.000	1.38	.62	2.12	4.12	1.68	5/8-20	17
EH4124ML	EH4124SL		12	8	4								22
*EH4166ML	EH4166SL		16	10	6								29
EH6124ML	EH6124SL	6.0	12	8	4	2.750	2.00	.62	3.25	4.68	1.68	5/8-20	46
EH6166ML	EH6166SL		16	10	6								58
*EH6188ML	EH6188SL		18	10	8								68
*EH8124ML	EH8124SL	8.0	12	8	4	3.000	2.00	.62	4.25	5.38	1.68	5/8-20	67
EH8186ML	EH8186SL		18	12	6								95
EH8248ML	EH8248SL		24	16	8								120

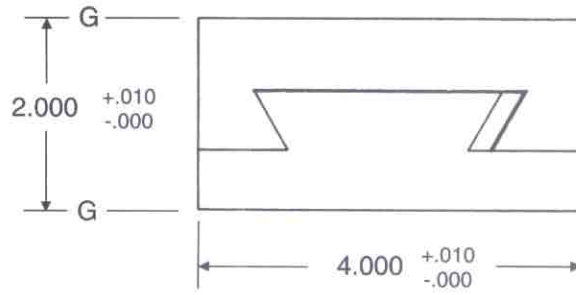
.62 dia. x 10 pitch right hand acme lead screw is available as an optional extra.
Contact the factory for price and availability.

NOTE: Specifications and dimensions are subject to change without notice. Layout prints are available upon request.

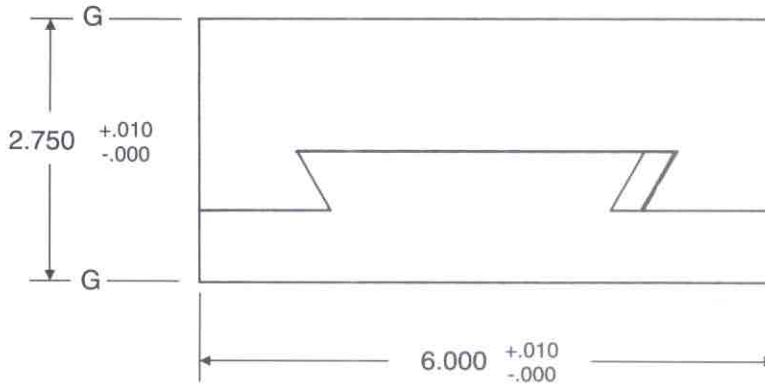
DOVETAIL SLIDES
EH SERIES



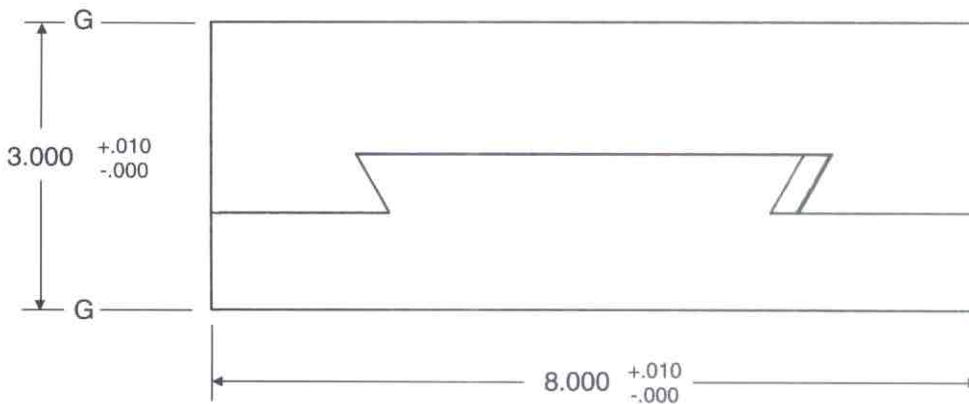
HEAVY DUTY
END VIEWS
HALF SIZE



EH4



EH6



EH8

NOTE: Specifications and dimensions are subject to change without notice. Layout prints are available upon request.